

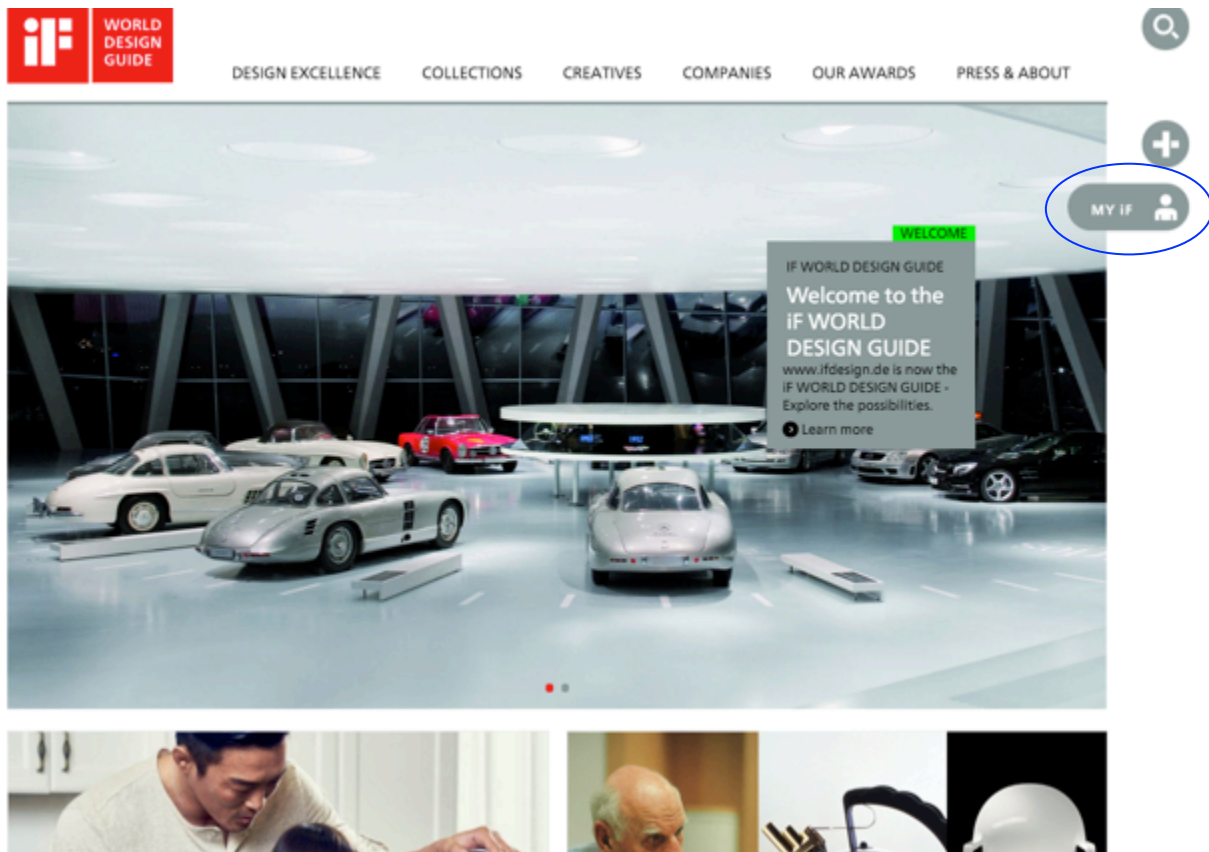


2016年台北國際電腦展 創新設計獎

參賽報名範例

Step 1: 註冊個別參賽帳號

1-1 鍵入 ifworlddesignguide.com 進入 iF 網站首頁，點選右方頭像圖示進入 my iF 登入頁面。



Step 1: 註冊個別參賽帳號

1-2 如您尚未申請 iF 帳號，請點選
CREATE NEW ACCOUNT；如已
申請帳號，請以既有的帳號資料
來登入 my iF 即可。



Login

YOU ALREADY HAVE A MY IF ACCOUNT?

Login now:

Username:

Password:

[▶ LOGIN](#)

[Forgot your password?](#)

YOU DON'T HAVE A MY IF ACCOUNT?

Participation: awards and if WORLD DESIGN GUIDE

[▶ CREATE NEW ACCOUNT](#)

Step 1: 註冊個別參賽帳號

1-3 進入 my iF 後，請以英文填寫個人資料。

My User Account

Create your personal my iF Account.

Fields marked with an asterisk (*) are mandatory.

CONTACT ADDRESS	
Company: *	公司英文名全稱
Division:	部門
Salutation: *	Please select ... 聯絡人稱謂
First name: *	聯絡人名字
Last name: *	聯絡人姓氏
Street: *	完整聯絡地址 (請儘量填寫至同一行)
ZIP: *	郵遞區號
City: *	城市
Country: *	Please select ... 國別 (請選擇)
Phone (direct dial): *	專線電話
Mobile:	行動電話
Fax:	傳真
Email: *	電子信箱
Internet:	http:// 公司網站

HINT

Your contact address will automatically be used as invoice address.

In case you wish to enter a differing invoice address and/or customer address, you can do this within the appropriate areas below

提示

您的聯絡地址將自動地被用為發票地址。

如您希望輸入一個不一樣的發票地址與/或顧客地址，您可以在下面適當的區域完成。

Step 1: 註冊個別參賽帳號

1-3 進入 my iF 後，請以英文填寫個人資料。

請務必自行保管您所編輯的my iF帳號密碼。

INVOICE RECIPIENT	<input type="checkbox"/> Differing from your contact address	發票收受 有別於您的聯絡地址請勾選
PRESS CONTACT	<input type="checkbox"/> Differing from your contact address	媒體聯絡 有別於您的聯絡地址請勾選
MARKETING CONTACT	<input type="checkbox"/> Differing from your contact address	宣傳聯絡 有別於您的聯絡地址請勾選
ACCESS DATA	自行設定 - 登入帳號資料	HINT After creating your user account, you can use this login data, to login into my iF and submit your entries and create your profile.
Username:	<input type="text" value="帳號 (這個是您日後登入的帳號)"/>	提示 您完成使用者訊息的填寫後，即可以這帳號與密碼進入“my iF”報名參賽。
Password:	<input type="text" value="密碼"/>	
Repeat password:	<input type="text" value="再次鍵入密碼"/>	
<input type="button" value="▶ CREATE ACCOUNT"/>		

Step 2: 報名參賽

2-1 完成註冊進入my iF後，即可選擇目前開放參賽的獎項。如欲報名請點選 COMPUTEX d&i awards 2016 下方之 **PARTICIPATE** 填寫報名表；更多訊息請點選 **LEARN MORE**。



Welcome, tobie

You are logged in as tobie L | tobie.lee@ifdesign.tw | iF DESIGN ASIA Ltd.

Your next steps for award participation

Ready for registration: 0 Entries

Incomplete: 3 Entries [▶ COMPLETE](#)

Already registered: 2 Entries [▶ SHOW OVERVIEW](#)

Awards now open for participation:

[All Awards](#)[For professionals](#)[For students](#)

Award for professionals

[▶ PARTICIPATE](#)[▶ LEARN MORE](#)

New: Your profile in the iF WORLD DESIGN GUIDE

You don't have a profile in the iF WORLD DESIGN GUIDE by now.

Creating one takes just a few steps:


[▶ CREATE YOUR PROFILE NOW](#)

Who can create a profile?

Anyone that fits to our profile types we offer:

- Companies
- Design Studios
- Design Shops
- ...

[▶ LEARN MORE](#)



Step 2: 報名參賽

2-2 請填寫參賽作品基本信息，並詳閱參賽條款勾選同意後，按下儲存鍵。打星號 * 為必填欄位。

Fields marked with an asterisk (*) are mandatory.

ARE YOU EXHIBITOR?

We are exhibitors at the Computex Taipei 2016 ■ 是否為2016年台北國際電腦展參展商

We are companies established after 1st January 2011 ■ 是否為2012年1月1日後成立的新創企業

Registration No. for Computex Taipei or Unified Business No.: * ■ 展覽攤位編號或統編

ENTRY DATA ■ 產品信息

Entry name: *

 ■ 產品名 (25個英文字母為限)

e.g. P44 neo, max. 25 characters

Type of entry (english): *

 ■ 產品類型/英文 (30個字母為限): 產品項目、方向；如：電腦主機、鍵盤、行動電源等。

e.g. ornamental fitting, max. 30 characters

Category: *

Please select ... ■ 參賽類別

ADDITIONAL INFO ■ 補充訊息

Original product size: * ■ 產品大小 (長x高x寬) L x H x W (cm)

Original product weight: * ■ 產品重量 (KG) KG

Sales price: * ■ 產品售價 (US\$) US\$

We hereby acknowledge the terms and conditions as well as the terms of entry of the COMPUTEX d&i awards 2016. *

Info about further entry details

You can save images, texts and addresses on a later date. Please note however, that the entry qualifies for admittance to the jury only with complete image and texts.

您可於現在或稍後儲存圖片、敘述內文以及相關地址等。但請注意唯有提供完整圖片以及敘述內文後，作品方可進入評選。

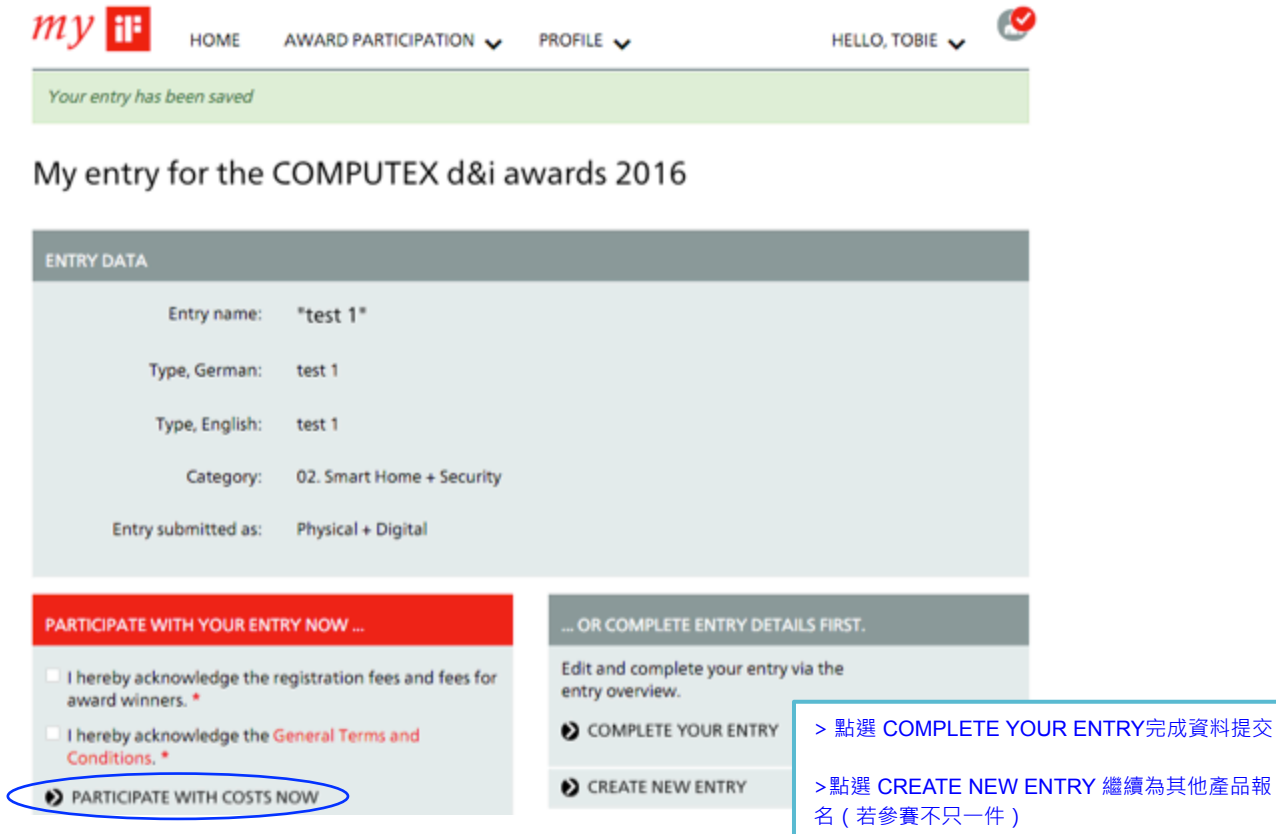
我們接受競賽相關條款和條件，以及2016年台北國際電腦展創新設計獎參賽規定。

 SAVE AND PROCEED

完成作品基本資訊填寫後請點選 **save and proceed**，以儲存參賽資訊。

Step 2: 報名參賽

2-3 您的作品將儲存為「草稿」，基本信息如下。要完成報名，您必須勾選兩個方塊，表示您願意支付報名費與獲獎服務費，並接受2016年台北國際電腦展創新設計獎與一般性參賽條款與條件，再按下 PARTICIPATE WITH COSTS NOW 遞交報名表。



The screenshot shows the user interface for entering a competition. At the top, there is a navigation bar with the 'my if' logo, 'HOME', 'AWARD PARTICIPATION', and 'PROFILE' menus. A user greeting 'HELLO, TOBIE' is visible on the right. A green notification banner states 'Your entry has been saved'. The main heading is 'My entry for the COMPUTEX d&i awards 2016'. Below this is a section titled 'ENTRY DATA' with the following information:

Entry name:	"test 1"
Type, German:	test 1
Type, English:	test 1
Category:	02. Smart Home + Security
Entry submitted as:	Physical + Digital

At the bottom, there are two main options for submission:

- PARTICIPATE WITH YOUR ENTRY NOW ...** (highlighted in red):
 - I hereby acknowledge the registration fees and fees for award winners. *
 - I hereby acknowledge the **General Terms and Conditions**. *
 - ▶ PARTICIPATE WITH COSTS NOW** (circled in blue)
- ... OR COMPLETE ENTRY DETAILS FIRST.** (highlighted in grey):
 - Edit and complete your entry via the entry overview.
 - ▶ COMPLETE YOUR ENTRY** (with a blue callout box: > 點選 COMPLETE YOUR ENTRY 完成資料提交)
 - ▶ CREATE NEW ENTRY** (with a blue callout box: > 點選 CREATE NEW ENTRY 繼續為其他產品報名 (若參賽不只一件))

Step 3: 編輯作品信息

3-1 請上傳作品圖片一至兩張，照片中請勿添加任何敘述文字。

Basic Images Media Description Addresses

Fields marked with an asterisk (*) are mandatory.

IMAGES FOR THE IF ONLINE EXHIBITION

Image 1 * Not supplied yet	Image 2 Not supplied yet
-------------------------------	-----------------------------

NEW IMAGE FILE

New image file:

Choose File No file chosen

UPLOAD IMAGE

Info

The images are used for:

EVALUATION OF ENTRIES
- Admission to the award
- Additional information for the jurors

PRESENTATION OF AWARD-WINNING ENTRIES
- IF WOLRD DESIGN GUIDE
- IF press releases

Info

Image size: 1536 pixels min. edge lengthy
Max. 15 megapixel
Aspect ratio: Landscape, 4:3
File size: max. 5 MB
File format: JPG
Color mode: RGB

The uploaded images will be converted for the different display purposes. Aspect ratio will not be touched.

Hints & tips for entry descriptions and images

信息：iF線上展覽

圖片將用於：

參賽作品之評選
- 獲准參賽
- 評審決策之參考

獲獎作品展示
- iF世界設計指
- iF新聞稿

信息：新圖片檔案

圖片大小：邊長不小於**1536**畫素
建議比例：橫式；**4:3**
檔案大小：不超過**5MB**
圖片格式：**JPG**檔
色彩格式：**RGB**

上傳圖片將依不同展示目的進行調整，然寬高比不會受到影響。

Step 3: 編輯作品信息

3-2 01、02類別的參賽作品可補充提交數位媒體以輔助評選作業之進行。

請於URL提供介紹影片之連結；若有下載權限，請提供帳密。

參加其他類別的參賽作品將不會顯示此 Media 欄位。

✓ Basic ✗ Images ✓ **Media** ✗ Description ✓ Addresses

Please complete the required data

Fields marked with an asterisk (*) are mandatory.

ENTRY MEDIA	
URL:	<input type="text" value="http://"/>
Login:	<input type="text"/>
Password:	<input type="text"/>

➤ SAVE MEDIA

Info

Digital presentation – optional for entries to category 01 and 02

信息：

數位媒體 - 此部分僅開放給予01和02類別之參賽作品；非必須。

Step 3: 編輯作品信息

3-3 請在此提供含空格及標點符號650字元內的英、德文作品敘述內文。

Basic Images **Description** Addresses

Fields marked with an asterisk (*) are mandatory for adjudication.

DESIGN STATEMENT

Describe your entry. What is it for? What problem does it solve? What is the benefit for the user? Why should the jury award it? What makes it special compared to similar entries?

English *

英文作品敘述內文 (字數限制為650個字元，包含標點符號與空格)

請在此解說您的參賽作品為何生產？解決了什麼問題？為使用者帶來什麼好處？評審為何需讓它得獎？與其他類似作品相比，其獨到之處為何？

Max. 650 characters, used: 0 / 650

SAVE DESCRIPTION

Info

The text is used for:

EVALUATION OF ENTRIES

- Admission to the award
- Additional information for the jurors

PRESENTATION OF AWARD-WINNING ENTRIES

- if online exhibition
- if press releases

信息：設計要點

作品文字將用於：

- 參賽作品之評選
 - 獲准參賽
 - 評審決策之參考
- 獲獎作品展示
 - if線上展覽
 - if新聞稿

Step 3: 編輯作品信息

3-4 系統將自動帶入

MANUFACTURER以及DESIGN 1地址，您也可以點選CHANGE、利用下拉選單進行地址更新或新增。

請點擊DESIGN 1下方的CHANGE鍵，增加設計師姓名。

Basic Images Description **Addresses**

MANUFACTURER

IF DESIGN ASIA Ltd.
Taipei
Taiwan

CHANGE

DESIGN 1

IF DESIGN ASIA Ltd.
Taipei
Taiwan

Responsible Designers:

CHANGE

Info

For awarded-entries names added in the field "responsible designers" will be published in the iF WOLRD DESIGN GUIDE.


Use the arrow buttons to select the 2 addresses to which you want ranking points to be attributed. These will also be the 2 addresses that you can edit and update in the iF WOLRD DESIGN GUIDE.

信息：
於 "Responsible designers" 欄位所填之資訊將刊登於iF世界設計指南中。

點選DESIGN 1下方的CHANGE鍵後將自動展開 "Responsible designers" 欄位。

DESIGN 1

Address selection:

Please select an address... 

... or: Add new Address

IF DESIGN ASIA Ltd.
Taipei, Taiwan

Responsible designers

請於此處填寫負責設計師姓名/團隊名稱。
* 字數限制為150字元

Max. 150 characters, used: 0 / 150

SAVE CANCEL

Step 3: 編輯作品信息

3-4 請點選下拉式選單、選擇 as design address / as manufacturer 後點選ADD，新增製造商/設計公司地址各一。

Basic Images Description **Addresses**

MANUFACTURER

iF DESIGN ASIA Ltd.
Taipei
Taiwan

CHANGE

DESIGN 1

iF DESIGN ASIA Ltd.
Taipei
Taiwan

Responsible Designers:

CHANGE

ADDITIONAL ADDRESS FROM YOUR MY iF ADDRESSBOOK

Select address

Please select ...

as design
or
 as manufacturer/client

ADD

***新增地址前請務必於 my iF addressbook 填寫地址資訊，再回此處選取為設計公司地址或製造商 / 品牌商地址。**

Info

For awarded-entries names added in the field "responsible designers" will be published in the iF WOLRD DESIGN GUIDE.

Use the arrow buttons to select the 2 addresses to which you want ranking points to be attributed. These will also be the 2 addresses that you can edit and update in the iF WOLRD DESIGN GUIDE.

Info

Please enter here the name and address of design and manufacturer/client. Both address data are mandatory.

In your **my iF addressbook** you can alter existing addresses and add new addresses.

NEW ADDRESS

Step 4: 提交作品資訊

- 4.1 當您提供所有必要訊息，請點選 REGISTER NOW 鍵以進入提交報名之預覽畫面。
- 4.2 請於勾選同意事項後，按下 PARTICIPATE WITH COSTS NOW 提交報名表。如需修改資訊，請點選 EDIT ENTRY。

Your entry is not registered yet.

[▶ REGISTER NOW](#)

↓

ENTRY DATA

"test tobie"

Description, German:

Type, English: test tobie

Description, English:

Category: 01. Wearable Technology and Smart Applications/Products

Form of submission: Physical

PARTICIPATE WITH YOUR ENTRY NOW

I hereby acknowledge the registration fees and fees for award winners. *

I hereby acknowledge the **general terms and conditions**. *

[▶ PARTICIPATE WITH COSTS NOW](#)

[EDIT ENTRY](#)

Step 4: 提交作品資訊

4.3 您將收到含有一組參賽編號 entry-ID 317-xxxxxx 的確認信函，請務必於3月31日競賽截止日以前完成參賽資訊的填寫與更新。

主辦方完成資料審核後將寄出評審邀請函。

發票將於您提交報名表後開出，預計發票寄出時間為4月初。

Confirmation of entry

Dear Ms. tobie L,

You have successfully registered/submitted the following entry to compete for the COMPUTEX d&i awards 2016:

Entry-ID: 317-182453

Name of entry: test tobie

Category: 01. Wearable Technology and Smart Applications/Products

Please use your Entry-ID for all correspondence during your participation.

ENTRY DATA

You can edit your text and images until the registration deadline. After 31 March 2016, changes are no longer possible.

PRESENTATION TO THE JURY:

An invitation with further information for submitting the entry in digital or physical form to the jury will be sent to you by email to you.

INVOICE

We will send you the invoice for registration fee by surface mail and/or via email. Invoices can be paid by bank transfer or cheque. Please note: For the COMPUTEX d&i awards, we do not accept online credit card payment.

With your online application you acknowledge the conditions of participation, as well as dates and prices and general terms and conditions.

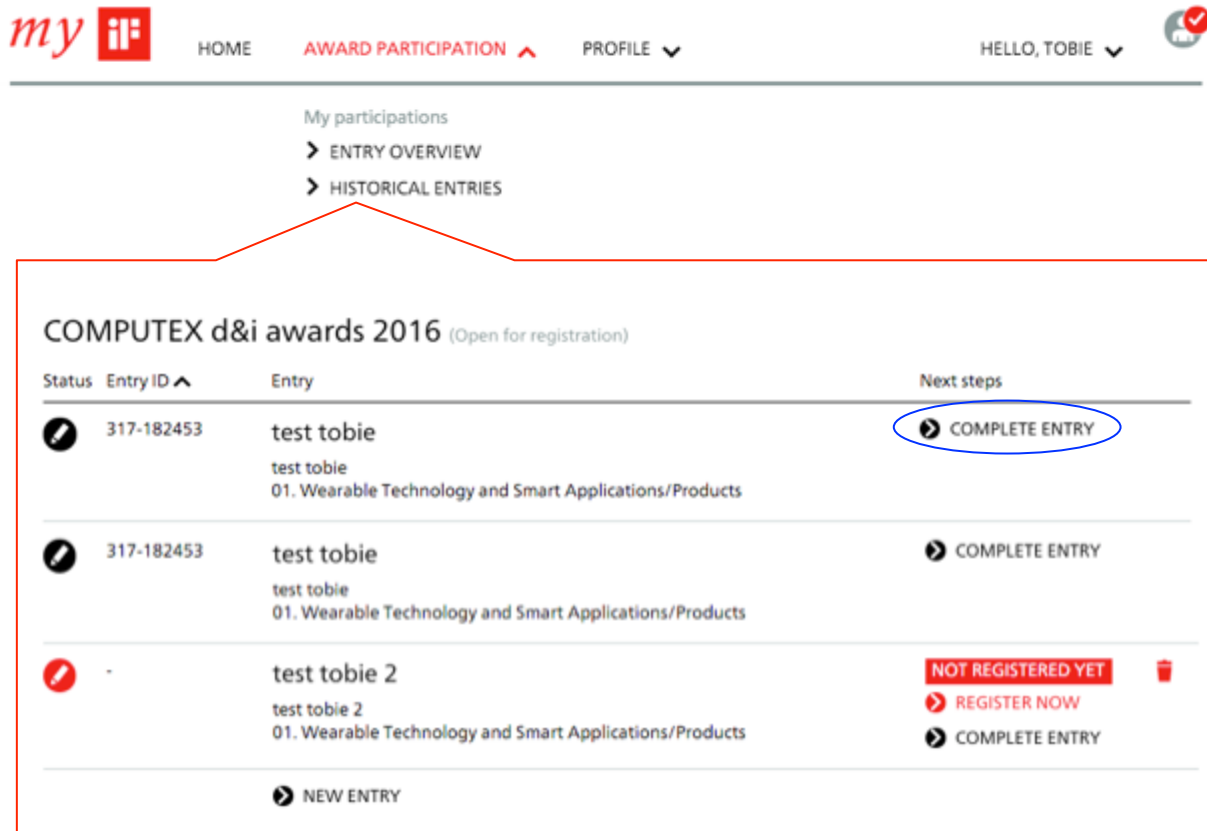
For further questions please do not hesitate to contact us:

if DESIGN ASIA Ltd.
Tobie Lee
Amber Tung
P. + 886. 2.2766.7007
F. + 886.2.2767.8007
tobie.lee@ifdesign.tw
amber.tung@ifdesign.tw

Step 5: 追蹤您的參賽作品

5-1 您可以在“my iF”裡選擇 **AWARD PARTICIPATION / ENTRY OVERVIEW**，查看並追蹤參賽作品訊息，點選 **COMPLETE ENTRY/ENTRY DETAILS** 即可更新作品敘述及上傳圖片。相關訊息可於3月31日前更新。








若未完成提交的作品請務必點選 **REGISTER NOW** 並參考 step 4.1 – 4.2 並於3月31日以前完成提交與資料更新。




my iF HOME AWARD PARTICIPATION PROFILE HELLO, TOBIE

My participations
➤ ENTRY OVERVIEW
➤ HISTORICAL ENTRIES

COMPUTEX d&i awards 2016 (Open for registration)

Status	Entry ID	Entry	Next steps
	317-182453	test tobie test tobie 01. Wearable Technology and Smart Applications/Products	 COMPLETE ENTRY
	317-182453	test tobie test tobie 01. Wearable Technology and Smart Applications/Products	 COMPLETE ENTRY
	-	test tobie 2 test tobie 2 01. Wearable Technology and Smart Applications/Products	NOT REGISTERED YET  REGISTER NOW  COMPLETE ENTRY

 NEW ENTRY

FAQ

■ 如何更新資訊?為何不能改類別?

請回到您的 **my iF / Award Participation / Entry overview** 進行更新。如遇到資訊無法更新，請來信請求協助。

■ 何時繳款?如何繳款?可以刷卡嗎?

您於收到發票後，依發票上提供之匯款帳號，進行匯款即可。目前尚無法接受刷卡付款。匯款時，請務必在匯款單上標註 **customer no.** 以及 **invoice no.** 並提供匯款水單影本以協助對帳。發票將於3月31日競賽報名截止日後統一開立並寄出；預計發票寄出時間為4月初。

■ 作品寄送時的重要注意事項?可以多項產品一併寄送嗎?

產品寄送前，請以完整堅固且可重複使用之包裝進行送運。多項參賽產品可一併寄送，請於外包裝上標明所有內容物之 **entry-ID**。

■ 為何收不到信?

請確認在 **my iF / my user account** 裡的聯絡資料是否正確無誤。另外，請與 貴公司資訊部門聯繫，檢視本公司信件是否遭受防火牆阻擋。

參賽提醒

報名表填寫：

- 英文內文 (650字元) 僅需強調產品設計特點與創新，以及和其他同質性產品不同之處；無需加入廣告性之綴飾文字。
- 若受字數限制無法完整說明產品特色；參賽者可另準備海報裱板說明 (不大於A1)，並與產品一同寄達指定位址。
- 英文敘述請勿以線上翻譯軟體進行翻譯。

作品準備：

- 如您的參賽產品為模型；請注意模型的完整度以及精細程度。
- 如寄達送的參賽作品為模型請與於作品上額外標註、指示。
- 參賽作品若為同一設計、不同款式，建議以系列性產品來報名。
- 於評審會中，如產品有特定之呈現方式，請於寄送產品同時附上產品擺放照片，主辦方將盡力依照參賽者所希望的方式來呈現產品。如有特製之展架，也請一併附上。



2016年台北國際電腦展 創新設計獎

我們期待您的參賽，並預祝 貴公司的優良產品成功獲獎！如對報名作業仍有任何疑問，請洽：



Tobie Lee | 李幸容小姐
Amber Tung | 董晏廷小姐

tobie.lee@ifdesign.tw
amber.tung@ifdesign.tw